

Dialogannahme

TYRE DIAGNOSIS

Version 2024.05.14 – Prices on request

Tyre diagnosis system Easy Tread 2.0 | Above ground

Automatic tyre tread measurement system with crossing speed up to 8 km/h | Easy Tread for above ground installation | with automatic license plate recognition | Connectivity Kit | Live Monitor | ASA network ready

Article number: 1 691 200 050



DATEIN	MESSPLATZ	FABRIKID	HINNES	VORDERACHSE	HINTERACHSE	STATUS
10.27.18	LANE-0	D UF 2111	4,9 4,1	4,0 4,3		
10.19.18	LANE-0	C RK 6781	>8 3,3	4,2 >8		
10.17.12	LANE-0	V HB 8279	4,9 4,1	4,0 4,3		
10.13.14	LANE-0	O LK 1373	>8 3,3	4,2 >8		
10.29.18	LANE-0	E IF 1366	6,0 3,5	3,8 2,8		
10.25.18	LANE-0	K MB 9924	>8 5,2	4,9 5,2		
10.23.17	LANE-0	Q OR 9705	5,0 >8	7,1 >8		
10.21.18	LANE-0	R PV 6792	2,8 2,6	5,9 >8		
10.19.18	LANE-0	R TK 7301	4,7 4,0	5,9 >8		
10.17.18	LANE-0	M UG 1502	6,4 3,9	4,9 6,1		

NEW: Easy Tread 2.0 comes standard with a connectivity kit to digitize and automate your service lane:

- Live monitor of all crossings of multiple Easy Treads in the same workshop network
- 20% faster results
- Ready for ASA interface
- Simplified connection to dealer management systems and 3rd party systems
- Direct connection of monitors and TVs without using the browser
- Optimized statistic functions

The high weight and torque of electric vehicles causes enormous wear on tires and chassis components. The automatic tire diagnosis of every vehicle entering a workshop allows keeping the tire business inhouse and increasing customer loyalty by. The immediate evaluation of the tire wear pattern simultaneously generates service opportunities for wheel alignment and potentially ADAS calibration.

Easy Tread - Tyre data nonstop

- Automatic tyre wear and diagnosis within seconds
- Clear display of wear information and recommended actions
- Automatic recognition of license plates
- Crossing speed up to 8 km/h (nonstop)
- Measurements in two directions (entering and exiting vehicles)
- High precision thanks to maximum tyre contact area
- Access measurement results without any PC (TV, tablet, smartphone)
- Performance statistics to better manage and optimize your workshop's performance
- No moving parts (low maintenance)
- Quality Made in Germany


Scope of delivery:

- Easy Tread modules for above ground installation (measurement modules, LAN cables, main switch box)
- ANPR camera
- Connectivity Kit
- Drive-on ramps

Tyre diagnosis system Easy Tread 2.0 | Inground

Automatic tyre tread measurement system with crossing speed up to 8 km/h | Easy Tread for inground installation | with automatic license plate recognition | Connectivity Kit | Live Monitor | ASA network ready

Article number: 1 691 200 049



DATEIN	MESSPLATZ	FABRIKID	HINNESE	VORDERACHSE	HINTERACHSE	STATUS
10.05.2024 10:27:54	LANE-0	D UF 2111	4,9 4,1	4,0 4,3	4,0 4,3	OK
10.05.2024 10:19:46	LANE-0	C RK 6781	> 8 3,3	4,2 > 8	> 8 > 8	WARN
10.05.2024 10:17:12	LANE-0	V HB 8279	4,9 4,1	4,0 4,3	4,0 4,3	OK
10.05.2024 10:13:57	LANE-0	O LK 1373	> 8 3,3	4,2 > 8	> 8 > 8	WARN
10.05.2024 10:29:18	LANE-0	E IF 1366	6,0 3,5	3,8 2,8	3,8 2,8	WARN
10.05.2024 10:25:09	LANE-0	K MB 9924	> 8 5,2	4,9 5,2	4,9 5,2	WARN
10.05.2024 10:23:37	LANE-0	Q OR 9705	5,0 > 8	7,1 > 8	7,1 > 8	WARN
10.05.2024 10:21:58	LANE-0	R PV 6792	2,8 2,6	5,9 > 8	5,9 > 8	WARN
10.05.2024 10:19:02	LANE-0	R TK 7301	4,7 4,0	5,9 > 8	5,9 > 8	WARN
10.05.2024 10:17:13	LANE-0	M UG 1502	6,4 3,9	4,9 6,1	4,9 6,1	WARN

NEW: Easy Tread 2.0 comes standard with a connectivity kit to digitize and automate your service lane:

- Live monitor of all crossings of multiple Easy Treads in the same workshop network
- 20% faster results
- Ready for ASA interface
- Simplified connection to dealer management systems and 3rd party systems
- Direct connection of monitors and TVs without using the browser
- Optimized statistic functions

The high weight and torque of electric vehicles causes enormous wear on tires and chassis components. The automatic tire diagnosis of every vehicle entering a workshop allows keeping the tire business inhouse and increasing customer loyalty by. The immediate evaluation of the tire wear pattern simultaneously generates service opportunities for wheel alignment and potentially ADAS calibration.

Easy Tread - Tyre data nonstop

- Automatic tyre wear and diagnosis within seconds
- Clear display of wear information and recommended actions
- Automatic recognition of license plates
- Crossing speed up to 8 km/h (nonstop)
- Measurements in two directions (entering and exiting vehicles)
- High precision thanks to maximum tyre contact area
- Access measurement results without any PC (TV, tablet, smartphone)
- Performance statistics to better manage and optimize your workshop's performance
- No moving parts (low maintenance)
- Quality Made in Germany

Scope of delivery:

- Easy Tread modules for inground installation (measurement modules, LAN cables, main switch box)
- ANPR camera and center cover
- Installation frame
- Connectivity Kit

Please note: Completed foundation work is required for installation.

Tyre diagnosis system Easy Tread 2.0 | Build your own device

Automatic tyre tread measurement system with crossing speed up to 8 km/h | Configure you own device for inground or onground installations

Article number: 1 691 200 002



NEW: Easy Tread 2.0 comes standard with a connectivity kit to digitize and automate your service lane:

- Live monitor of all crossings of multiple Easy Treads in the same workshop network
- 20% faster results
- Ready for ASA interface
- Simplified connection to dealer management systems and 3rd party systems
- Direct connection of monitors and TVs without using the browser
- Optimized statistic functions

The high weight and torque of electric vehicles causes enormous wear on tires and chassis components. The automatic tire diagnosis of every vehicle entering a workshop allows keeping the tire business inhouse and increasing customer loyalty by. The immediate evaluation of the tire wear pattern simultaneously generates service opportunities for wheel alignment and potentially ADAS calibration.

- The Easy Tread needs only few seconds to calculate the tyre's tread depths of a vehicle
- Clear display of tyre tread depth and wear information, within short time
- Recommended action are displayed (for the vehicle and/or the tyre)
- Crossing speed up to 8 km/h
- Can be integrated inground in the workshop
- High precision thanks to the larger wheel contact area.
- Browser-based measurement results on smart TV, PC or tablet computer
- No PC needed (can be however used to manage Customer-data, measuring data and statistics)
- Interface to connect the device in a customer owner system, where the data can be transferred for further processing (option)

- No moving parts (low maintenance)
- Quality from Germany

The tyres are the only contact points between a vehicle and the road. The quality of this bonds decides how safely the vehicle can be accelerated and braked. Especially aquaplaning can only be avoided by sufficient tread depth. This is why checking tread wear is a mandatory item of all statutory safety inspection. At the same time, uneven tread wear is a clear indication for a workshop that a wheel alignment should be considered - and that a wheel alignment check should be proposed to the customer.

Scope of delivery:


- Easy Tread modules (measurement modules, LAN cables, main switch box, glass cleaner)
- Connectivity Kit

The ANPR camera to capture the license plates for every crossing needs to be ordered separately.

For inground installation an installation frame is required as well as a center cover, depending on whether an ANPR camera is used or not.


Onground installations require drive-over ramps.

Easy Tread 2.0



**Tyre diagnosis system Easy Tread 2.0 |
Above ground**

Article number: 1 691 200 050



**Tyre diagnosis system Easy Tread 2.0 |
Inground**

Article number: 1 691 200 049



**Tyre diagnosis system Easy Tread 2.0 |
Build your own device**

Article number: 1 691 200 002

IMPORTANT NOTES

- Please notice: This list contains spare parts, too.
- Without instruction or assembly.
- Delivery ex works including packaging.

VERSION 2024.05.14 – PRICES ON REQUEST

- Starting from now all previous lists will lose their validity.
- Please read our general terms and conditions in the latest version before ordering; to be found under www.beissbarth.com.

Order number 1 693 602 008 **Print norm** BB XXX / XX.XX.2020 DE · Subject to technical and program changes, errors excepted.

Beissbarth Automotive Testing Solutions GmbH

Hanauer Straße 101
80993 Munich, Germany
sales@beissbarth.com
www.beissbarth.com

Telefon: +49-(0)89-14901-0

Telefax: +49-(0)89-14901-246

